


Using Technology to Enhance Reading for Non-Traditional Learners



A literature study of Oliver Twist...

Megan McGoldrick and Lola Piscopo

Adapting the book using...



Audio Recording



Smartboard Activities



Computer and Internet



iPad Apps

Student Folders and Tracking Sheet...



Oliver Twist Tracking Sheet

Name: _____ Level: 2

Check activities off when complete...

	Intro	1	2	3	4	5	6	7
Vocabulary Worksheets								
Read or Listen to Chapter								
Clicker Comprehension Activities								
Homework								

List other activities / notes on performance here:

Includes leveled worksheets.

Supplemental iPad Apps...



Oliver Twist 4+

Secret Attic Limited >

Details Ratings and Reviews Related

\$5.99 Buy

This app is designed for both iPhone and iPad

Rating: 4+
Made for Ages 6-8

ALSO INCLUDED IN



Dickens for Kids
2 Apps
\$6.99

Screenshots

iPhone

iPad



1 Oliver Twist: An Orphan

Once there was a boy, and his name was Oliver. He had no mother or father, he lived in an orphanage.

Mr Bumble and Mrs Mann, who ran the orphanage, didn't like children, and were cruel. Oliver was never given enough food to eat, or clothes to wear.

Description

The Guardian - "Secret Attic has reinvented Dickens' Oliver Twist as a book-app for kids, making the storyline child-friendly, adding animation and interactivity, and a few historical facts too."

Armenante - "Oliver Twist is actually worthy of being on my list of innovative apps"

Oliver Twist is a charming interactive children's book that brings the work of Charles Dickens onto your iPad, iPhone and iPod touch.

Oliver Twist has several elements that encourage learning, reading and play including:

- * The story of Oliver Twist: read how Oliver grew up in the orphanage, workhouse and 19th Century London
- * Interact with the characters to act out the story!
- * Read about the history of Victorian London - learn about the Great Stink, famous buildings, crime, punishment and horrible food!
- * Read excerpts from original Charles Dickens Oliver Twist
- * Solve interactive visual puzzles
- * Achievements to encourage repeat learning, playing and reading
- * Supports the old and new iPads, iPods and iPhones including the new Retina iPad (iOS 4.3 and above required)

An interactive ABC book...



Oliver T 9+

Domby Design Ltd >

Details Ratings and Reviews Related

Screenshots iPhone iPad

Free

This app is designed for both iPhone and iPad

Rating: 9+

© Domby Design Ltd




Description

This is a beautifully illustrated introduction to a classic Charles Dickens book and a start in learning to read and spelling words in English! Using one of the greatest books of English Literature - without having to read the whole book.....!

Oliver Twist interactive summary app is the fourth of a four app series called "What the Dickens?", these apps will give the viewer a summary of the book with audio. Divided in to twenty-six sections, one for each letter of the alphabet, A to Z. The first screen for each letter has a summary section of the story with a word highlighted that starts with the associated letter along with audio of the summary story. The second screen shows the full illustration plus the option to go to the 'Spell Screen' where you are challenged to spell the highlighted word.

The app contains classic illustrations of the period, brought up to date for the new world of apps.

Bitsboard: A Customizable Interactive app for Vocabulary Study...



Free

Offers In-App Purchases

This app is designed for both iPhone and iPad

The Ultimate App to Study Anything for Free

★★★★★



penguin



?



B O A R D

I W O W Z

T E A M D

S L O V E

Thousands of 5-Star Reviews

Download app and see for yourself

★★★★★

108. Best Studying App Ever
★★★★★ by Definidor - Jul 3, 2014
I love this app. I am a teacher and mother of three kids (3, 5, and 8) I use this app to teach my ESL kids new vocabulary. With my 3 year old [more...](#)

109. I use this app everyday
★★★★★ by sugarstreet - Jun 12, 2014
I teach English and it is much more engaging than plain flashcards. I also like how I can scale up the difficulty of the vocabulary challenges as per [more...](#)

110. Bitsboard is the Best
★★★★★ by 2read - Jun 15, 2014
I recommend this app to all my students, their parents, teacher colleagues and friends. It is easy to use and customize and the possibilities [more...](#)

Includes 20+ Powerful Study Modes

Fun games keep you engaged



leap

leap

leap



T

C A





Easily Create Your Own Study Sets

Or download sets from other users



Easily Track and Share Progress

Share test results with teachers



Scorecard

Score: 90%

All time: 10

Bits Studied

Bits Studied	All Time	Now
butter		
muffin		
jam		
croissant		
donut		
bread		

Use QR codes to link to audio and video...

The Life of Charles Dickens



<http://www.youtube.com/watch?v=unKuZ2wlNdw>



Smartboard or Powerpoint Jeopardy....

Categories

Vocabulary	Characters	Places	True or False
100	100	100	100
200	200	200	200
300	300	300	300
400	400	400	400
500	500	500	500

Helper Sheet



Funeral Home	Oliver Twist	Portrait
Work House	Charles Dickens	Thief
London Bridge	Nancy	betrayal
Bookstore	Bullseye	apprentice
London, England	Fagin	orphan



True



False

Sample Questions

Oliver has no parents. This is what you call a child who has no parents.



Extend Page



orphan



True or False: Oliver and the boys at the work house are treated kindly.



Extend Page



False

The boys at the work house are tired and starving. Mr. Bumble is a selfish and cruel man.



**Click here for a video of
students playing jeopardy!**



Oliver Twist Jeopardy.m4v

Character Study...

Click for the website!



Characters			
 Oliver	 Mrs. Mann	 Mr. Bumble	 Mr. Gramfield
 Mr. Sowerberry	 Noah	 Dodger	 Fagin
 Nancy	 Bill	 Bullseye	 Brownlow



 Things I Know	 Describing Words	 Appearance
 Personality	 Challenges	 Achievements




1. Go to this website:
<http://teacher.scholastic.com/activities/scrapbook/>
2. Type in the book title: **Oliver Twist**
3. Type in the character name: **Oliver**
4. Now make the character look like Oliver from the book.
Add: hair, eyes, a nose, a mouth, and clothes.
5. Next: Use Your Character Information Grid to type information about Oliver into the box.
6. Print your work when you are done!

Sample Character Study...






Play review writing...

I saw a play of the	Play	
I thought the costumes and sets were	Costumes/Sets	
I thought the actors and actresses were	Actors/Actresses	
My favorite character(s) was/were	Favorite character	
I think the best part was when	Best Part	
I thought this play was	my opinion	

↓

I thought the costumes and sets were	Costumes/Sets
--------------------------------------	---------------

↓

great	awesome	beautiful	
ugly	boring	good	
cool	okay	neat	

Sample Play Review...

I saw a play of the Oliver Twist. I thought the costumes and sets were beautiful. I thought the actors and actresses were funny and awesome. My favorite character was Fagin and Mr. Bumble. I think the best part was when Mr. Brownlow takes care of Oliver and Oliver Lives Happily Ever After with Mr. Brownlow. I thought this play was great.

Jacob

Students at
Wheelock
Theater...



Smartboard vocabulary practice....

Multiple Choice

Q.1

A person who lives in the work house.

A feebly C mother

B inmate D baby

Spelling

Question 1

What is the name of the boy who is an orphan?

r	v	l	e	t
z	j	a	i	w
O	e	l	s	n
v	d	r	k	v

Score 0
Top score 0

Stop

Definition Matching

Word	Description
	people are treated differently because of skin color
	stop using something in order to protest something is unfair
	a private book to write your thoughts and feelings
	everyone is included
	a woman who refused to give up her seat on the bus

diary
Rosa Parks
integration
boycott
discrimination

Hangman

Goals 0 1 Misses

abcdefghijklmnopqrstuvwxyz

1

Reset Buy a letter Cue

Fill in the blank

_____ is when everyone is included no matter what.

Drag text here

included segregation

integration


Picture Matching

Reset

1

Brown Vs. Board of Education segregation African American

Bulletin board...





Now Go explore!

**Get hands on with our
iPads, Computers,
Smartboard, and Folders**

Oliver Twist Resources

Website

<http://teacher.scholastic.com/activities/scrapbook/>

Youtube Videos

The Life of Charles Dickens

<http://www.youtube.com/watch?v=unKuZ2wINdw>

Lego character synopsis

<http://www.youtube.com/watch?v=tFayKhoMRvA>

Apps



Project and Trip Ideas

Go to see a play, watch a movie, create a review, make your own movie, jeopardy or interactive Smartboard games.

Contact Information

Megan McGoldrick – mmcgoldrick@cotting.org

Lola Piscopo – lpiscopo@cotting.org

Cotting School, 453 Concord Ave, Lexington MA

Other ideas for differentiating instruction...

Websites

Kahoot!

<https://getkahoot.com/> - this website allows you to create customized quizzes and students can play along on the iPad.

fakebook

<http://www.classtools.net/FB/home-page> - allows you to create an imagined Facebook page from the perspective of a character from your book.

Kidblog

<http://kidblog.org/home/> - teachers or students can create a blog with pictures, video, attachments, or comments about literature units.



www.edmodo.com and www.twitter.com allow students to live blog during class or reading sessions with questions and observations.

padlet

www.padlet.com - allows teachers and students to make "interactive" pin boards with audio, video, photo, and text.

Apps



Educreations is a free app that allows you to illustrate and demonstrate your knowledge. Great for book reports!



Quiz Maker is a free app where you can make quick fun quizzes for the iPad. You can include a picture and audio clue.